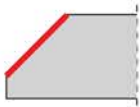


STEEL BEAST®

JEI
Solutions
Built for Industry

ABM-50

**AUTO-FEED DOUBLE-SIDED
BEVELLER**



Top beveling



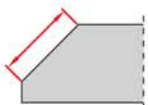
Bottom beveling



Min plate thickness 8 mm 5/16"
Max plate thickness 80 mm 3 1/8"



**Bevel angles top 15° - 60° ,
bottom 15° - 60°**



**Bevel width up to 50 mm (2") /
45° Up to 66 mm (2 5/8") / 15°**

BREAKTHROUGH IN BEVELLING

ABM-50 produces accurate high-quality double-sided bevels without thermal distortion or creation of heat affected zone on plate thickness range 8-80 mm (15/16" - 3 1/8") using a purpose designed milling head with eight 4-sided indexable cutting inserts.

Continuously adjustable bevel angle between 15 and 60 degrees (for both top and bottom beveling) requires no tooling to change.

CALL 01706 229 490 TO BOOK YOUR DEMONSTRATION NOW OR VISIT WWW.STEELBEAST.CO.UK

WWW.JEIUK.COM

PART NUMBER: ABM50


JEI Solutions



- ✓ Auto-feed portable beveling
- ✓ Real-time measurement and on-screen display of exact bevel geometry and cutting parameters
- ✓ Bevel width up to 50 mm (2") at 45 degrees
- ✓ 180° inversion allows for creation of a double-sided bevel – no need to rotate or flip heavy material reduces material handling costs and improves shop safety
- ✓ Variable spindle speed for work on a variety of steel grades and thicknesses
- ✓ Versatile and transportable on its own trolley
- ✓ Equipped with milling head including 8 replaceable inserts
- ✓ Feedback-controlled overload system

UNIQUE REMOTE CONTROL WITH LCD DISPLAY

The ABM-50 features an unique remote control panel with LCD display that shows exact bevel geometry as well as enables precise adjustment of spindle speed and feed speed to optimize them depending on material grade incl. stainless steel, aluminum etc.



ELIMINATES HARD PHYSICAL WORK

ABM-50 can perform beveling along steel plate's edge eliminating hard physical work of the operator. The maximum bevel at 45 degrees is up to 50 mm (2").

CALL 01706 229 490 TO BOOK YOUR DEMONSTRATION NOW OR VISIT WWW.STEELBEAST.CO.UK

STEEL BEAST[®]

WHY THE ABM-50?

JEI
Solutions
Built for Industry

DOUBLE-SIDED BEVELLING

ABM-50 can create a double-sided bevel eliminating the need to turn a plate over.



PRECISE SPINDLE SPEED ADJUSTMENT

Precise adjustment of spindle speed and feed rate to optimize cutting conditions depending on sort of material grade incl. stainless steel, alloys and aluminum.



CALL 01706 229 490 TO BOOK YOUR DEMONSTRATION NOW OR VISIT WWW.STEELBEAST.CO.UK

WWW.JEIUK.COM

PART NUMBER: ABM50

JEI Solutions



180° inversion of ABM-50 enables bottom beveling. No the need to rotate or flip heavy material that reduces workpiece handling costs and improves shop safety.



VOLTAGE	3~ 400 V + PE, 50/60 Hz 3~ 480 V + PE, 50/60 Hz
POWER	6.5 kW
SPINDLE SPEED <small>(no load)</small>	300-800 rpm
FEED SPEED	0 - 1.2 m/min (47"/min)
BEVEL ANGLE (β, Fig. 1)	15 - 60°
MAXIMUM BEVEL WIDTH (b, Fig. 1)	50 mm (2")
MAXIMUM DEPTH OF CUT (b, Fig. 1) <small>(allowed per single pass)</small>	6 mm (1/4")
PLATE THICKNESS	8-80 mm (5/16" - 3 1/8")
REQUIRED AMBIENT TEMPERATURE	0-40°C (34 - 104°F)
WEIGHT	320 kg (700 lbs)
PRODUCT CODE	UKS-0627-10-40-00-0

β	b
15°	66 mm (2 5/8")
30°	52 mm (2")
45°	50 mm (2")
60°	51 mm (2")

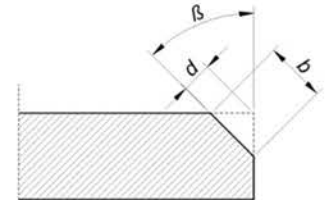


Fig. 1

ACCESSORIES



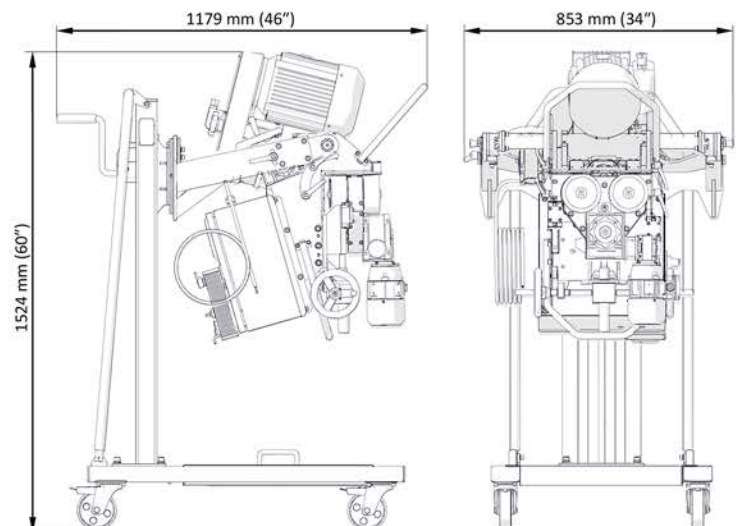
Cutting Insert 1 Piece
(8 required, sold 10 per box)
Product Code: PLY-000282



Milling Head
(8 cutting inserts required)
Product Code: GLW-000033

STANDARD SHIPPING SET

- ✓ Beveling machine with milling head and 8 cutting inserts
- ✓ Wooden box with base and mounting brackets
- ✓ Special wrench
- ✓ 10mm T-handle hex wrench with ball tip
- ✓ 3.5mm hex wrench
- ✓ T15 torx screwdriver
- ✓ Grease for screws
- ✓ Operator's manual



CALL 01706 229 490 TO BOOK YOUR DEMONSTRATION NOW OR VISIT WWW.STEELBEAST.CO.UK